



Print the March monthly pack and use it to teach the children a variety of concepts.

1. Bulletin Board
2. Playdough Recipe
3. Calendar Pieces
4. Sign In/ Sign Out Sheet
5. Rainbow Pots O Gold Math Mats
6. Leprechaun Telling Time
7. Cut-n-Paste - Leprechaun Hat Activity
8. Spring Word Wall
9. Literacy - Word Families
10. Music/Movement - Spring Poem
11. Science Experiment - Individual Terrariums
12. Story Time - Books to Read
13. Social Studies - Where on Earth is Spring?
14. Art - Flower Art



March Bulletin Board

"Spring Is In The Air."



Materials Needed:

Paint

Description:

Invite the children to make flowers or butterflies from their handprints and footprints.

Help them dip their hands and/or feet in paint and make hand/foot prints together as shown above.

Add the caption "Spring is in the Air".

Playdough Recipe



Materials Needed:

1 cup flour
1 cup of salt
1 cup of water
2 tbsp oil (1/8 cup)
coloring (1 pkg of flavored gelatin or 2 pkg of Kool Aid)
glitter

Description:

In large saucepan add ingredients and mix thoroughly. After the ingredients are well mixed, cook on the stove (adults only) until it starts to ball together and resembles what you would play with. Let it cool and invite your children to knead it while it is warm (be sure it is just warm, not hot).

Calendar Pieces



1



2



3



4



5



6



7



8



9



10



11



12



13



14



15



16



17



18



19



20



21



22



23



24



25



26



27



28



29



30



31



Rainbow Math Mats

1



2



3



4



5



6



7



8



9



10



11



12



13



14



15



16



17



18



19



20



21



22



23



24



25



26



27



28





29





30











Lucky Telling Time

12:00



12:30



1:00



1:30



2:00



2:30



Lucky Telling Time

3:00



3:30



4:00



4:30



5:00



5:30



Lucky Telling Time

6:00



6:30



7:00



7:30



8:00



8:30



Lucky Telling Time

9:00



9:30



10:00



10:30




11:00




11:30



Cut-n-Paste Leprechaun Hat Activity







Spring Word Wall




shamrock



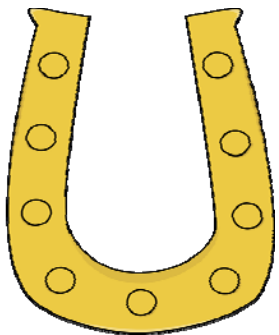
leprechaun



gold



pot-o-gold



horseshoe




rainbow



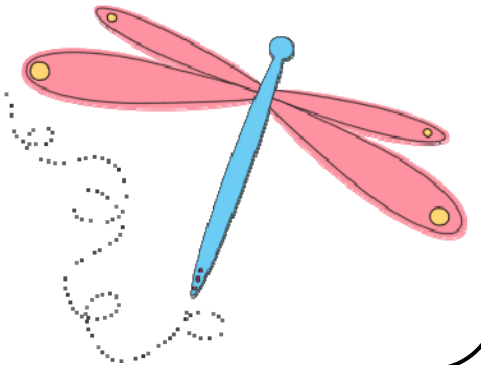
spring




butterflies




tulip




dragonfly



pinwheel





ladybug




bee

caterpillar



fly

dragonfly




spider

rain



Word Families


-ee



Bee


Three

3




Tree

-ug



Bug

Mug





Rug



Spring Poem



Some days seem like winter,
Some are nice and warm.
Rainy days and windy days,
Maybe it will storm.
Warm or cold or wet or dry,
What will the weather be?
I think Spring is trying to play
Peek-a-boo with me



Individual Terrarium

Materials:

Two clear plastic glasses, per child, clear plastic tape or glue
dirt
rocks
Wood chips
small plants











Directions:

Encourage the children to fill one glass halfway up with dirt. Next, ask them to plant some small plants and stick in a rock or wood chips to look nice. Place another glass on top and tape or glue the two glasses together.

Terrariums are self-watering and are fascinating to watch as the water evaporates, then condenses and finally rains down on the plants.

Books to Read



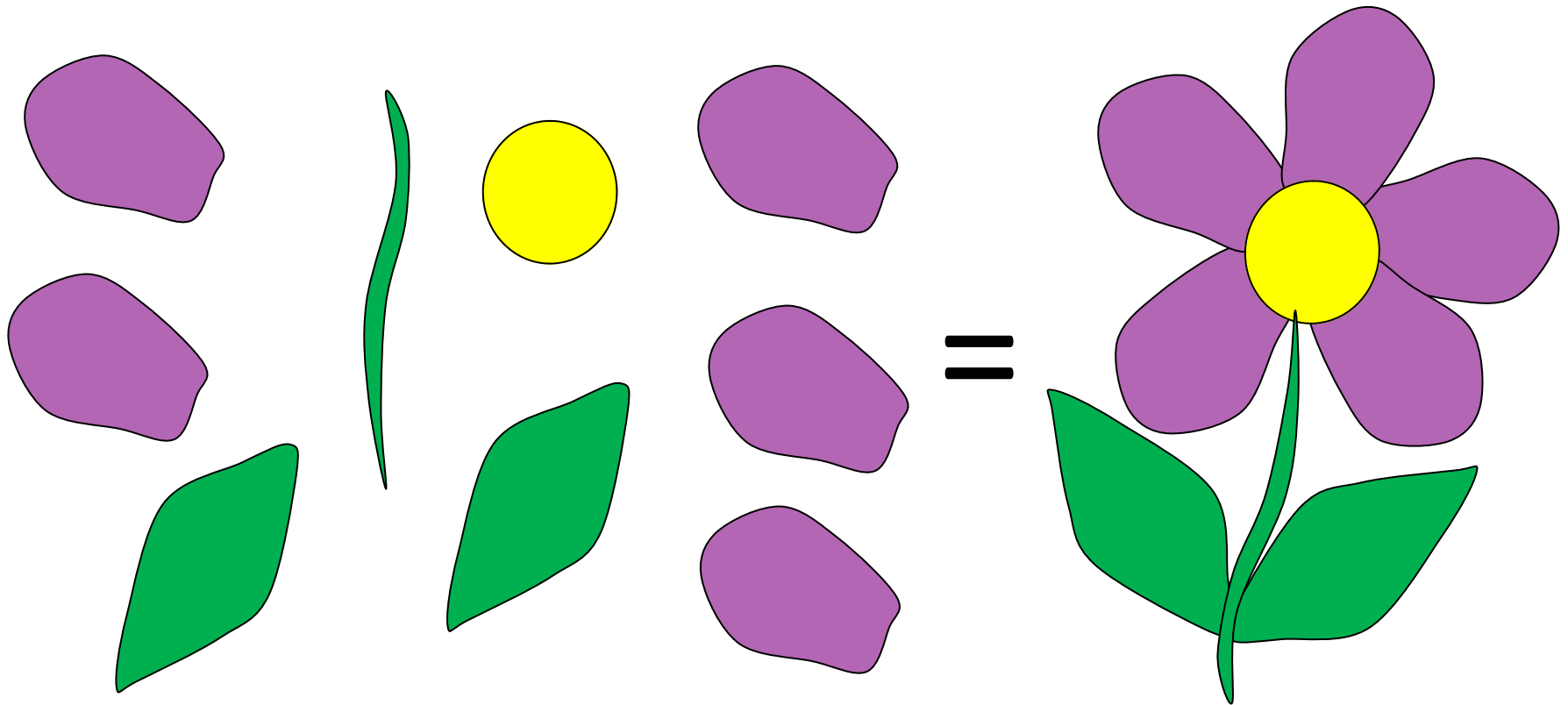
Where in world is spring?


Directions: Do some research online with your children to see where it is spring...and extend this activity by seeing when it is spring in different parts of the world?
Print the map below and color the areas of the world that have spring weather at the same time as you do.



Flower Art

Directions: Provide the children with the shapes cut out of card stock or cardboard and ask them to create their own flower by using different colored construction paper.







Pam Ball
unlimited

Copyright © 2014 Pam Ball Unlimited

THANK-YOU FOR DOWNLOADING THIS MONTHLY PACK!!!

Terms of Use: Files purchased from Pam Ball Unlimited, downloaded from PBU Membership, Child Care Express membership, Lil' Explorers whether purchased or downloaded free are for personal, non-commercial use ONLY.

YOU MAY:

- ♦ Print and use with your own children.
- ♦ Print and use in a classroom or child care setting.
- ♦ Store files on your own hard drive or burn to your own CD-ROM for backup purposes.

Like This File?



YOU MAY NOT:

- ♦ Share this file with anyone else in any way without permission from Pam.
- ♦ Share this printed file with others without permission from Pam.
- ♦ Store this file on file sharing websites such as GIGATRIBE, 4SHARED, etc.


Join My Facebook Group



Follow Me On



Search Pam Ball Unlimited



TEACHERS pay TEACHERS
an open marketplace for educators