



Print the December monthly pack and use it to teach the children a variety of concepts.

1. December Calendar Pieces
2. December Daily Notes
3. December Newsletter
4. December Menus
5. December Children's Calendar
6. December Sign In/ Sign Out Sheet
7. December Teacher/Provider Calendar
8. December Lesson Plan
9. December Concepts Puzzle
10. December Cut-n-Paste - Parts of a Reindeer
11. December Word Wall
12. December Pre-Primer Word Cards
13. December Number Order Sequence Cards
14. December See It, Say It, Spell It, Write It
15. December Christmas/Hanukah Sort





Yesterday was...

Today is...

Tomorrow will be...

Sunday

Monday




Tuesday

Wednesday

Thursday

Friday

Saturday



13



14



15



16



17



18



19



20



21



22



23



24



25



26



27



28



29



30



31





Child's Name: \_\_\_\_\_

Date: \_\_\_\_\_

LOOK what I did today!



Child's Name: \_\_\_\_\_

Date: \_\_\_\_\_

LOOK what I did today!

Reminder/Memo:

I ate:

- All
- Some
- None

I napped:

- Good
- OK
- Not at all

Reminder/Memo:

I ate:

- All
- Some
- None

I napped:

- Good
- OK
- Not at all




Upcoming Events

Learning Activities

Special Days

December Reminders



# Preschool Menu

	Monday	Tuesday	Wednesday	Thursday	Friday
<b>Breakfast</b>					
Milk					
Fruit/Vegetable					
Bread/Cereal					
<b>AM Snack (Any 2)</b>					
Milk					
Meat or Alternative					
Fruit/Vegetable					
Bread/Cereal					
<b>Lunch</b>					
Milk					
Meat or Alternative					
Fruit/Vegetable (2)					
Bread/or Alternative					
<b>PM Snack (Any 2)</b>					
Milk					
Meat or Alternative					
Fruit/Vegetable					
Bread/or Alternative					

Please refer to the USDA Meal Requirements Manual and Guidelines for serving sizes and credible foods.



MENU




# Infant Menu

	Monday	Tuesday	Wednesday	Thursday	Friday
<b>Breakfast</b> Formula/Breast Milk Fruit/Vegetable Infant Cereal					
<b>AM Snack</b> Formula/Breast Milk Fruit/Vegetable Infant Cereal					
<b>Lunch</b> Formula/Breast Milk Meat or Meat Alternative Fruit/Vegetable Infant Cereal					
<b>PM Snack</b> Formula/Breast Milk Fruit/Vegetable Infant Cereal					

Please refer to the USDA Meal Requirements Manual and Guidelines for serving sizes and credible foods.

# Children's Calendar


Sunday	Monday	Tuesday	Wednesday	Thursday	Friday	Saturday
		1	2	3	4	5
6	7	8	9	10	11	12
13	14	15	16	17	18	19
20	21	22	23	24	25	26
27	28	29	30	31		



# Sign In Sign Out Sheet


	Mon day		Tues day		Wednes day		Thurs day		Fri day	
Child's Name	IN	OUT	IN	OUT	IN	OUT	IN	OUT	IN	OUT

# Teacher/Provider Calendar

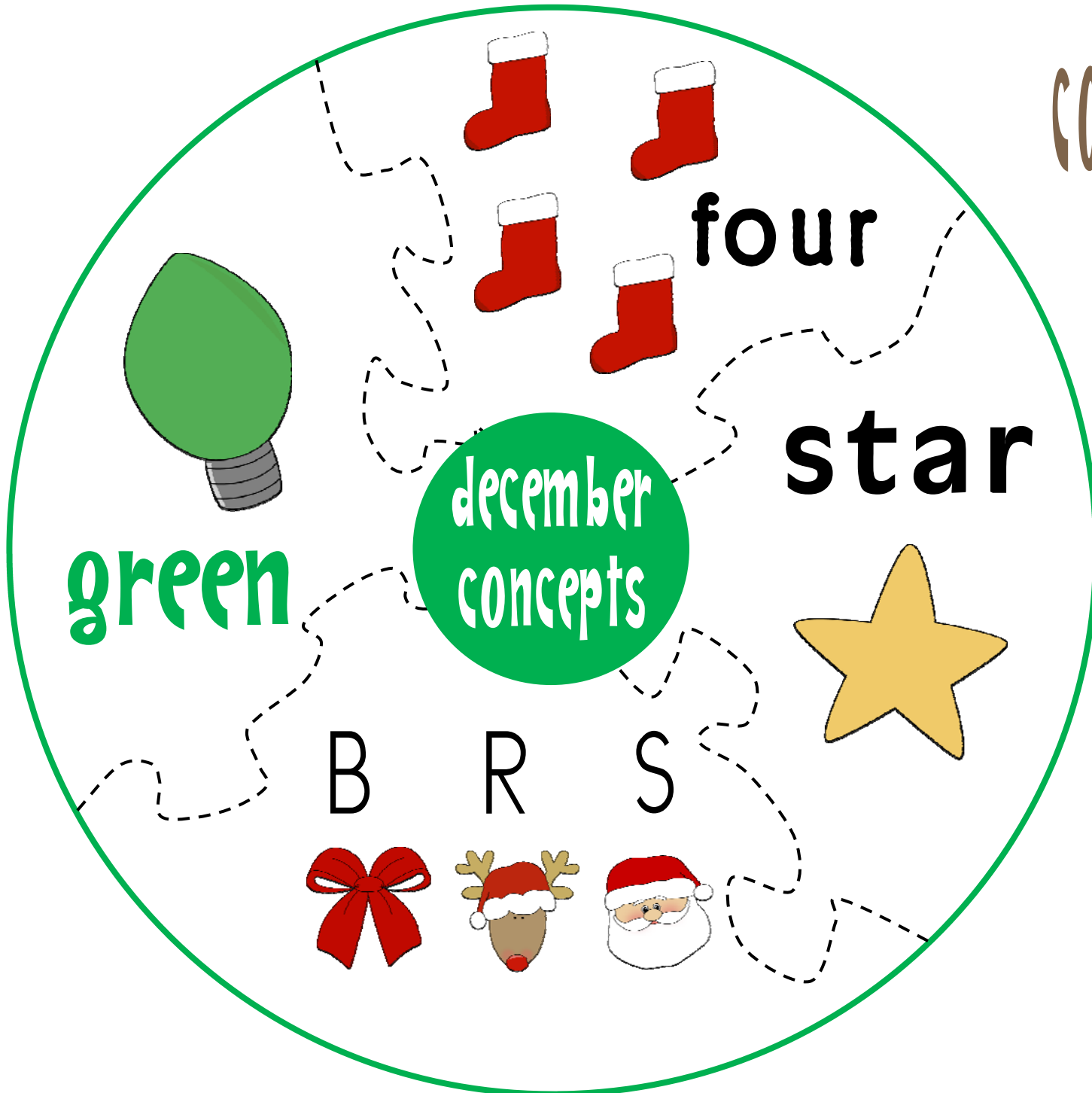
Sunday	Monday	Tuesday	Wednesday	Thursday	Friday	Saturday	Notes
		1	2	3	4	5	----- ----- ----- -----
6	7	8	9	10	11	12	----- ----- ----- -----
13	14	15	16	17	18	19	----- ----- ----- -----
20	21	22	23	24	25	26	----- ----- ----- -----
27	28	29	30	31			

# Lesson Plan

Circle Time	Morning Group	Music/Movement	Arts/Crafts	Notes <hr/> <hr/> <hr/> <hr/> <hr/> <hr/> <hr/> <hr/>
Science/Sensory	Math/ Manipulatives	Drama Play/Blocks	Literacy/Writing	
Story Time	Outdoor Sun	Extras	Afternoon Group	


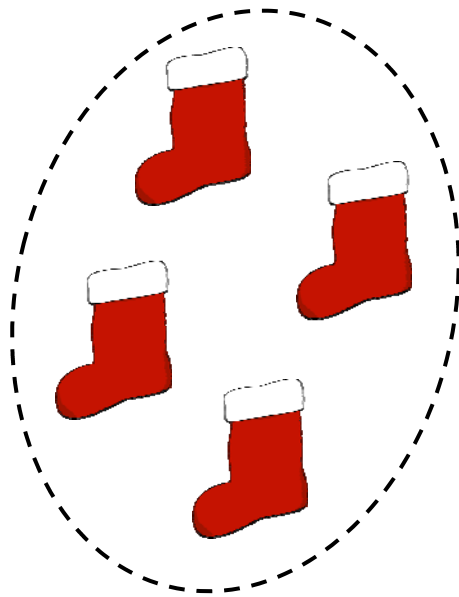
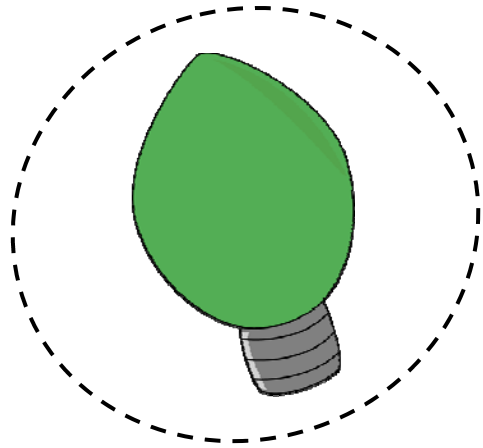


# concepts puzzle




Print the concepts puzzle, cut it out and laminate for durability.

Place this in your manipulatives center for the children to complete. You may want to print more than one as it will become favorite!



# parts of a reindeer

Cut out the labels on the bottom and laminate. You can use this one in your science center.





antler eye ear nose body leg hoof tail



# december word wall

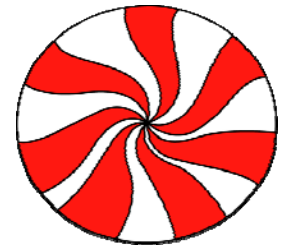
Cut out the may word wall cards and laminate them. Place them in your circle time area or use them in your writing center.





Bow

Peppermint



Santa  
Claus



Gift




Santa's  
Sleigh




Elf



Gingerbread  
House



Milk &  
Cookies



Santa  
Hat



Gingerbread  
Man




Gingerbread  
Girl



Candy  
Cane



Wreath



Ornament




Candle



Holly

# Nativity



Shepard  
& Sheep



3 Wise  
Men



Mary,  
Joseph, &  
Baby Je-  
sus

# christmas pre primer list


Cut out the gardening pre-primer cards, cut them apart and laminate. Use these in your writing center or hang them on your wall for the children to practice reading.



a



and



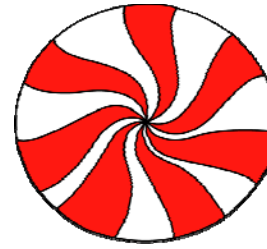
away



big



blue



can



come



down



find



for






funny



go



help



here



I




in



is



it



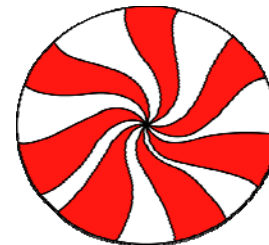
jump



little



look



make



me



my



not



one



play



red



run



said



see




the



three



to



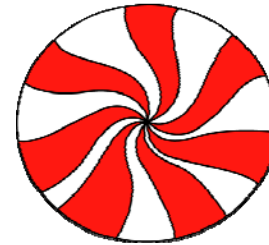
two



up



we




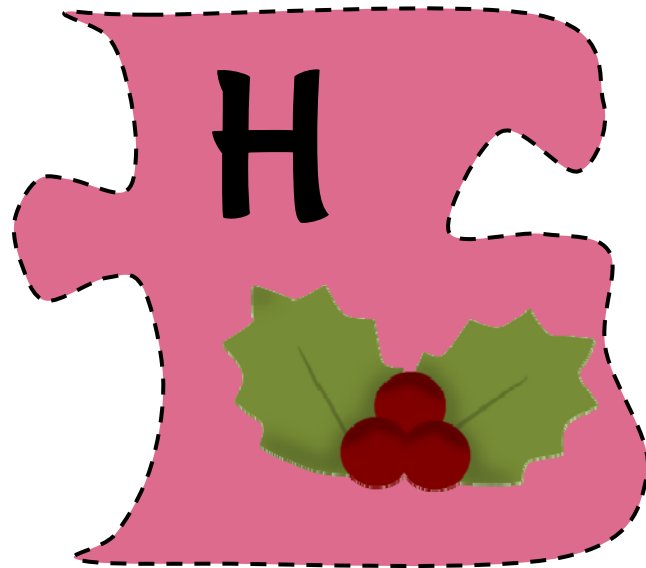

where



yellow



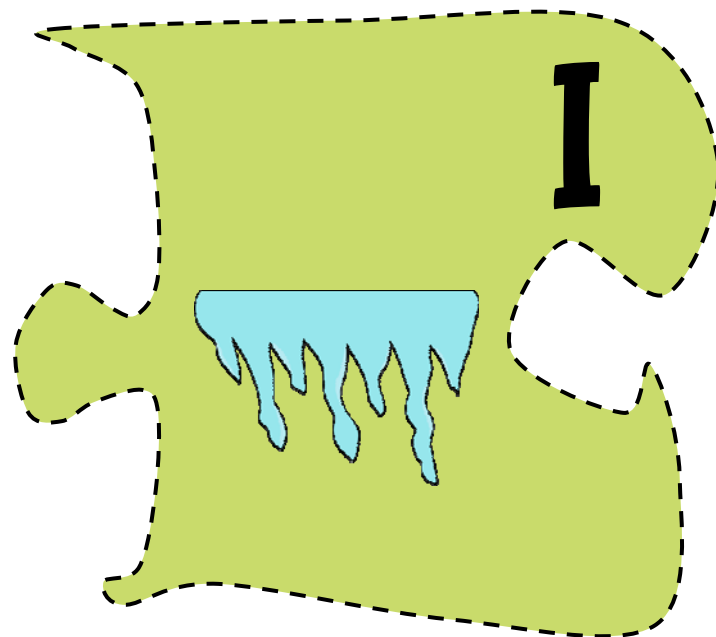
you

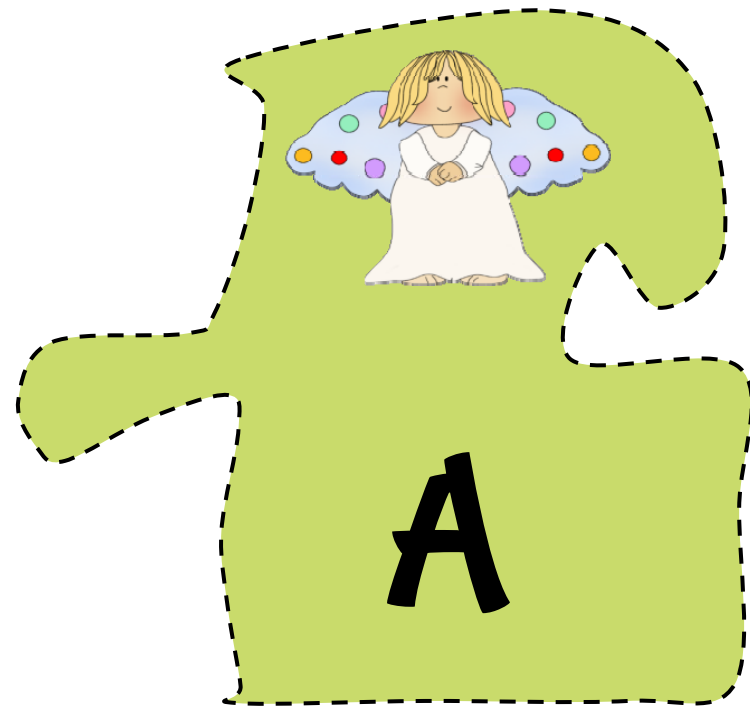






## spell christmas order sequence cards

Print the order cards, cut them apart and laminate for durability.

Place them in your writing center for the children to put in the correct order! You may want to print more than one so children can work on them together.









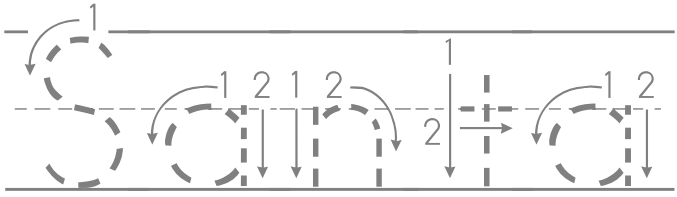


see it say it  
spell it write it

Print the see it, say it, spell it, write it cards.

Cut them out and place them in your writing center. Laminate them and provide the children with dry erase markers or crayons for practicing writing. Blank cards are provided for older children to copy the words. (See last page of see it, say it, spell it, write it cards.)



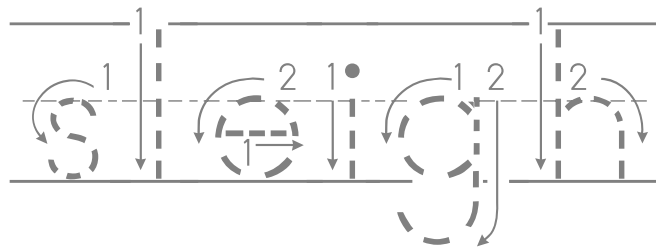
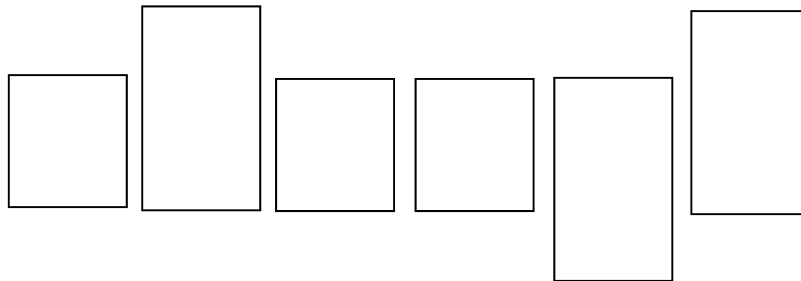
# Santa



Santa



sleigh



s

l

e

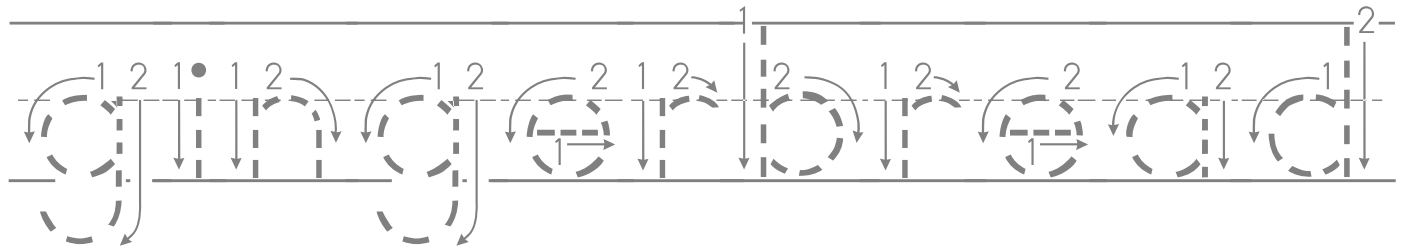
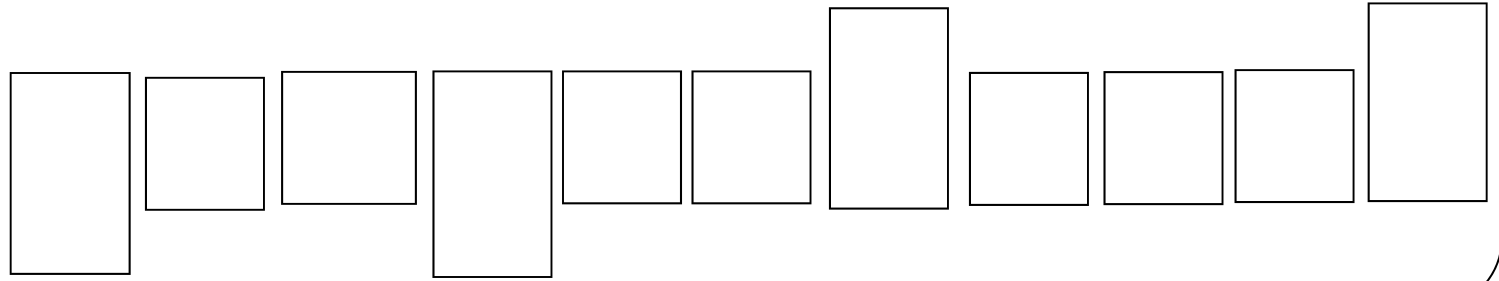
i


g

h




gingerbread

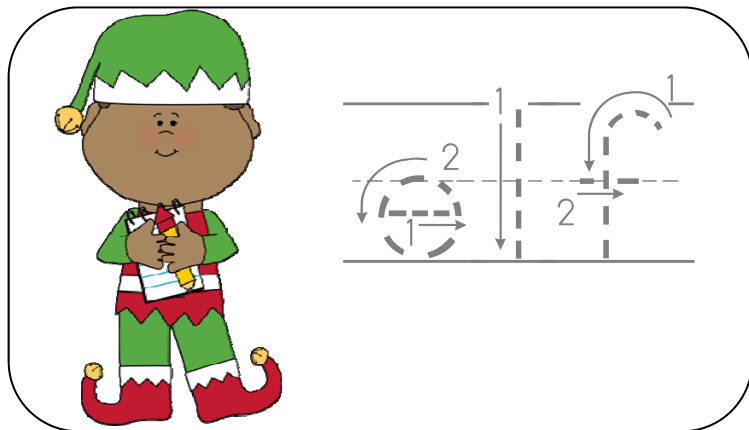





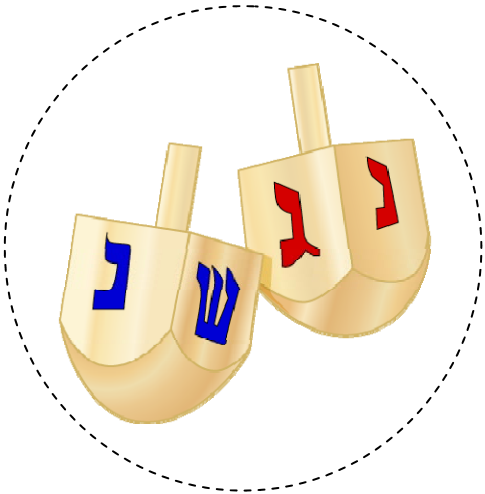
e l f



g i n g e r



b r e a d



Christmas

Christmas

Hanukah

Hanukah



Copyright © 2013-2015 Pam Ball Unlimited

THANK-YOU FOR DOWNLOADING THIS MONTHLY PACK!!! YOU MAY NOT:

Terms of Use: Files purchased from Pam Ball Unlimited, downloaded from PBU Membership, Child Care Express membership, Lil' Explorers whether purchased or downloaded free are for personal, non-commercial use ONLY.

YOU MAY:

- ♦ Print and use with your own children.
- ♦ Print and use in a classroom or child care setting.
- ♦ Store files on your own hard drive or burn to your own CD-ROM for backup purposes.

- ♦ Share this file with anyone else in any way without permission from Pam.
- ♦ Share this printed file with others without permission from Pam.
- ♦ Store this file on file sharing websites such as GIGATRIBE, 4SHARED, etc.

Like This File?



Join My Facebook Group      Follow Me On

Search Pam Ball Unlimited  **TEACHERS pay TEACHERS**  
an open marketplace for educators