



Pam Ball
unlimited

Print the August monthly pack and use it to teach the children a variety of concepts.

1. August Calendar Pieces

2. August Daily Notes

3. August Newsletter

4. August Menus

5. August Children's Calendar

6. August Sign In/ Sign Out Sheet

7. August Teacher/Provider Calendar

8. August Lesson Plan

9. August Concepts Puzzle

10. August Cut-n-Paste - Parts of a

Shark

11. August Word Wall

12. August Pre-Primer Word Cards

13. August Number Order Sequence Cards


14. August See It, Say It, Spell It, Write It



Pam Ball
unlimited

Copyright © 2013-2016 Pam Ball Unlimited

Visit: www.pamballunlimited.com for more products!



AUGUST

Yesterday was...

Today is...

Tomorrow will be...

Sunday

Monday

Tuesday

Wednesday



Thursday


Friday

Saturday









Child's Name: _____

Date: _____

LOOK what I did today!


I ate:

- All
- Some
- None

I napped:

- Good
- OK
- Not at all

Reminder/Memo:



Child's Name: _____

Date: _____

LOOK what I did today!


I ate:

- All
- Some
- None

I napped:

- Good
- OK
- Not at all

Reminder/Memo:




NEWSLETTER


Upcoming Events

Learning Activities

Special Days

August Reminders






Preschool Menu

	Monday	Tuesday	Wednesday	Thursday	Friday
Breakfast					
Milk					
Fruit/Vegetable					
Bread/Cereal					
AM Snack (Any 2)					
Milk					
Meat or Alternative					
Fruit/Vegetable					
Bread/Cereal					
Lunch					
Milk					
Meat or Alternative					
Fruit/Vegetable (2)					
Bread/or Alternative					
PM Snack (Any 2)					
Milk					
Meat or Alternative					
Fruit/Vegetable					
Bread/or Alternative					

Please refer to the USDA Meal Requirements Manual and Guidelines for serving sizes and credible foods.



Infant Menu

	Monday	Tuesday	Wednesday	Thursday	Friday
Breakfast Formula/Breast Milk Fruit/Vegetable Infant Cereal					
AM Snack Formula/Breast Milk Fruit/Vegetable					
Lunch Formula/Breast Milk Meat or Meat Alternative Fruit/Vegetable Infant Cereal					
PM Snack Formula/Breast Milk Fruit/Vegetable					

Please refer to the USDA Meal Requirements Manual and Guidelines for serving sizes and credible foods.

Children's Calendar

Sunday	Monday	Tuesday	Wednesday	Thursday	Friday	Saturday
	1	2	3	4	5	6
7	8	9	10	11	12	13
14	15	16	17	18	19	20
21	22	23	24	25	26	27
28	29	30	31			


Sign In Sign Out Sheet

	Mon day		Tues day		Wednes day		Thurs day		Fri day	
Child's Name	IN	OUT	IN	OUT	IN	OUT	IN	OUT	IN	OUT

Teacher/Provider Calendar


Sunday	Monday	Tuesday	Wednesday	Thursday	Friday	Saturday
	1	2	3	4	5	6
7	8	9	10	11	12	13
14	15	16	17	18	19	20
21	22	23	24	25	26	27
28	29	30	31			

Notes

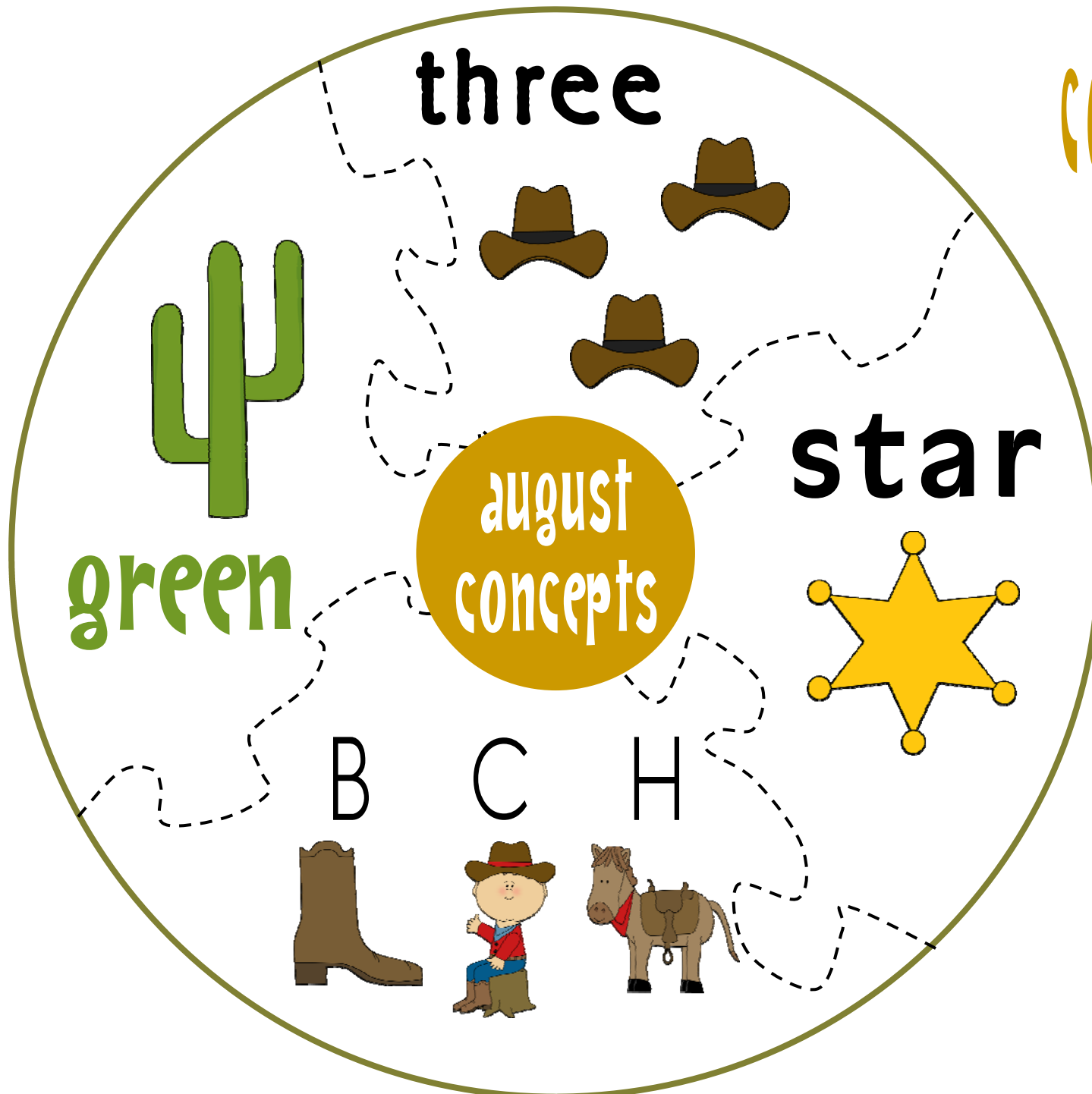


Lesson Plan

Circle Time	Morning Group	Music/Movement	Arts/Crafts	Notes <hr/> <hr/> <hr/> <hr/> <hr/> <hr/> <hr/> <hr/> <hr/> <hr/>
Science/Sensory	Math/ Manipulatives	Drama Play/Blocks	Literacy/Writing	
Story Time	Outdoor Sun	Extras	Afternoon Group	

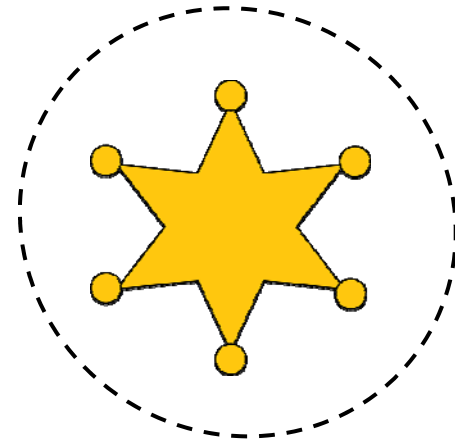


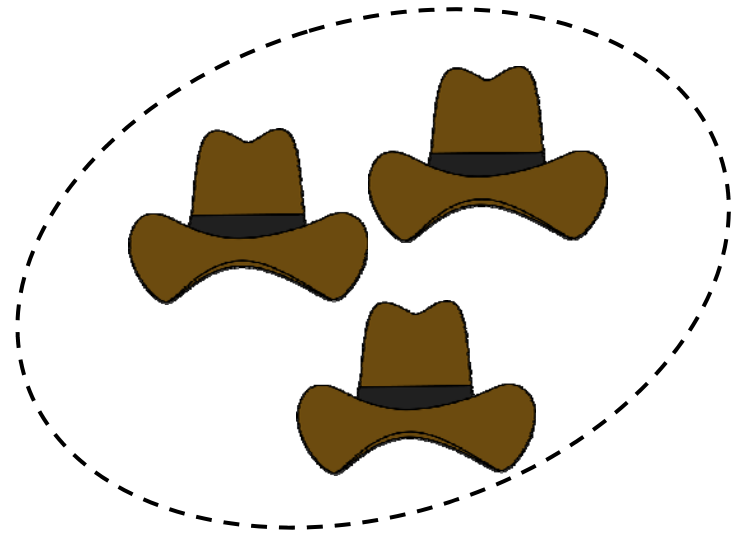



concepts puzzle




Print the concepts puzzle, cut it out and laminate for durability.

Place this in your manipulatives center for the children to complete. You may want to print more than one as it will become favorite!



parts of a horse

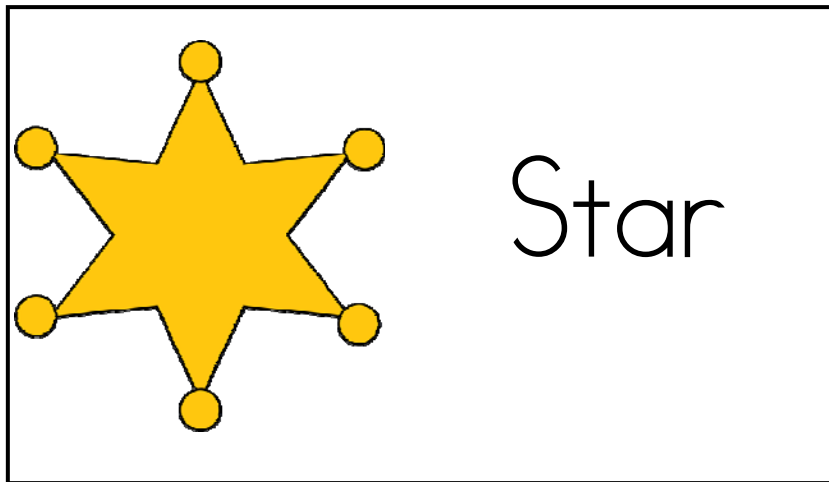


Cut out the labels on the bottom and laminate. You can use this one in your science center.



legs head body tail

august word wall

Cut out the may word wall cards and laminate them. Place them in your circle time area or use them in your writing center.




august word wall


Cut out the may word wall cards and laminate them. Place them in your circle time area or use them in your writing center.




Lasso



Cactus



Cowgirl



Cowboy

western pre primer list


Cut out the gardening pre-primer cards, cut them apart and laminate. Use these in your writing center or hang them on your wall for the children to practice reading.



a



and




away




big



blue



can




come



down




find



for




funny



go




help




here




I



in




is



it




jump



little




look



make




me



my




not




one




play




red




run



said




see



the




three



to




two




up




we



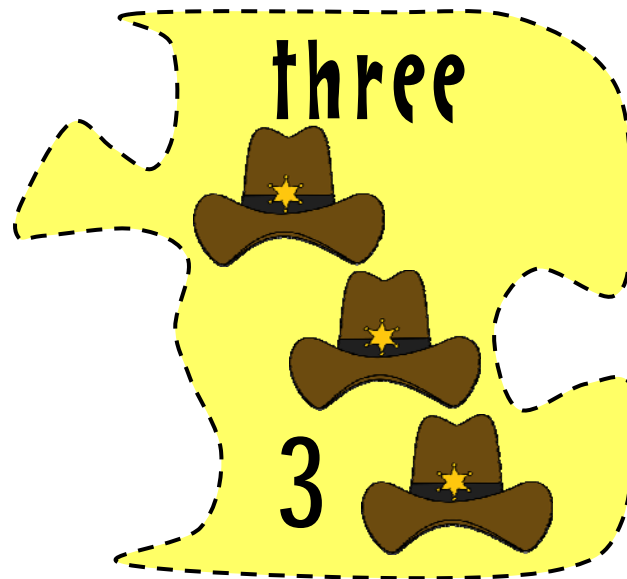
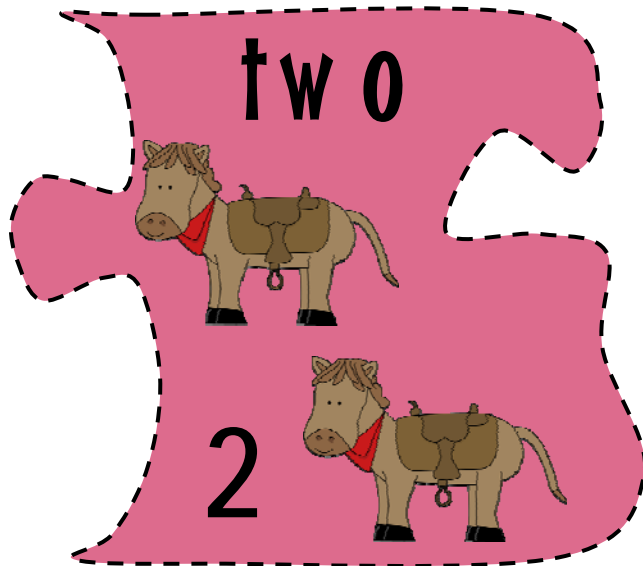

where



yellow




you



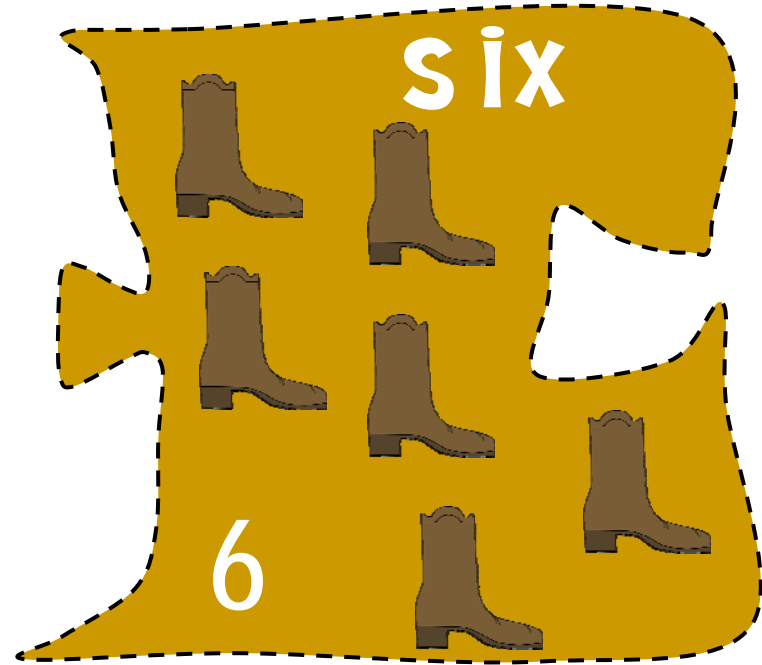



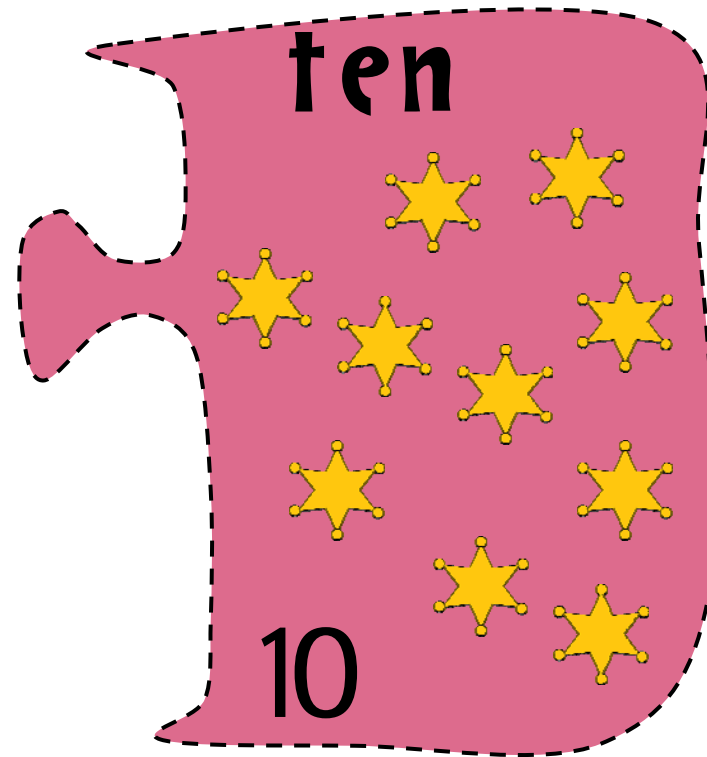

western number order sequence cards

Print the beach/sea number order cards, cut them apart and laminate for durability.

Place them in your math center for the children to put in the correct number order! You may want to print more than one so children can work on them together.

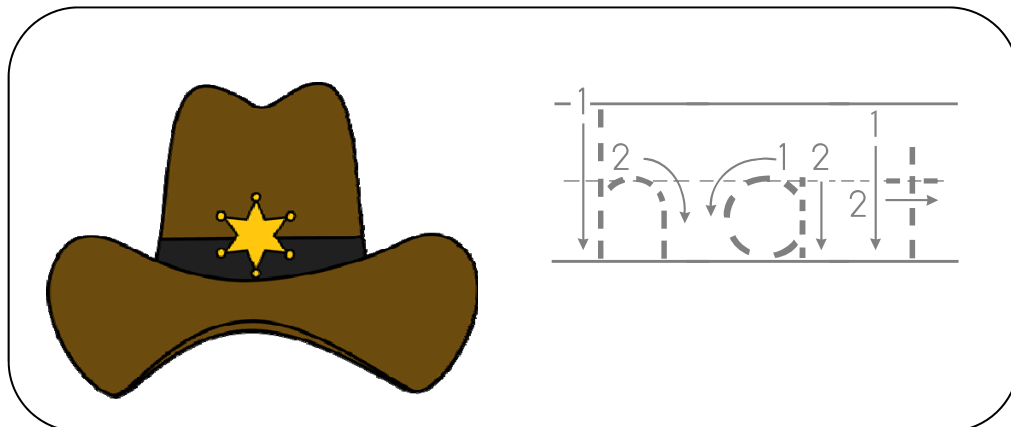
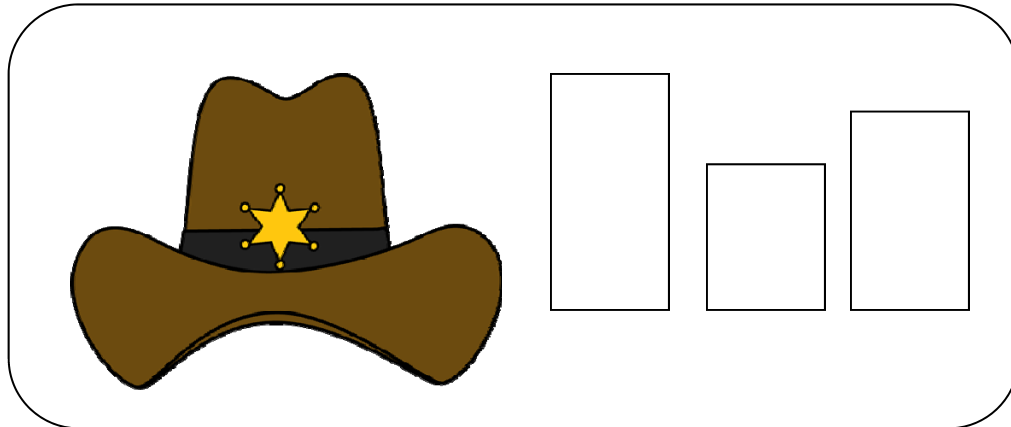








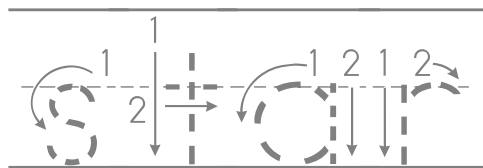

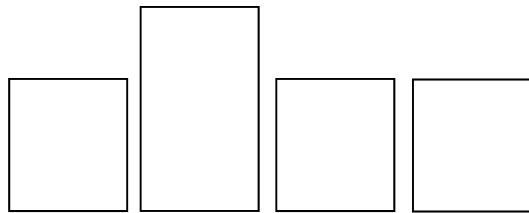

see it say it
spell it write it

Print the see it, say it, spell it, write it cards. Cut them out and place them in your writing center. Laminate them and provide the children with dry erase markers or crayons for practicing writing. Blank cards are provided for older children to copy the words. (See last page of see it, say it, spell it, write it cards.)






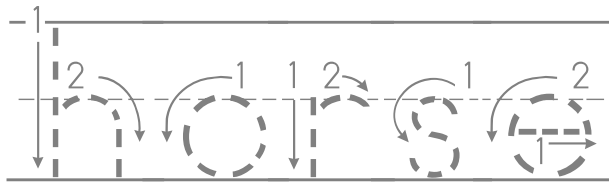

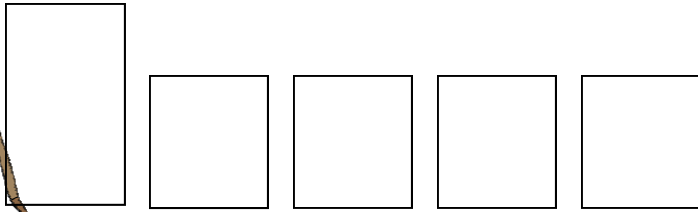

star



s t a r

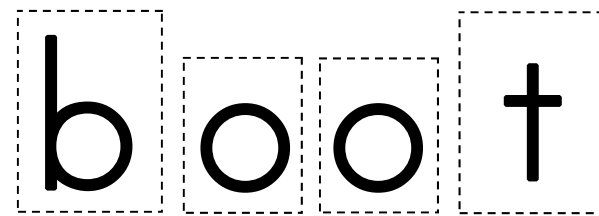
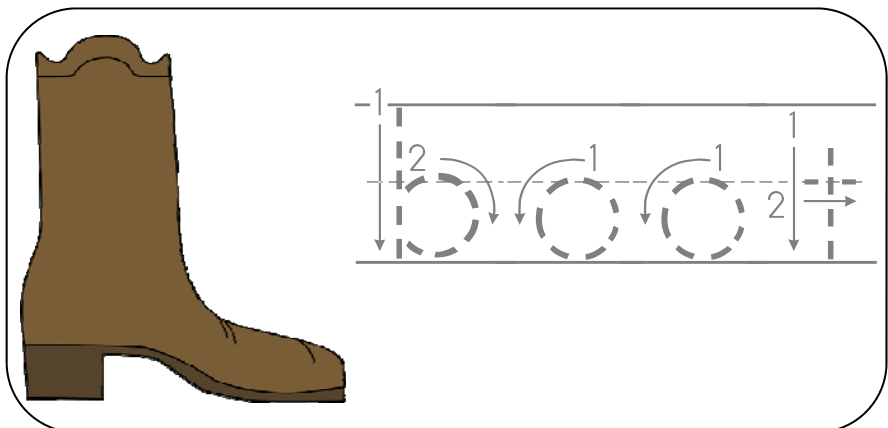
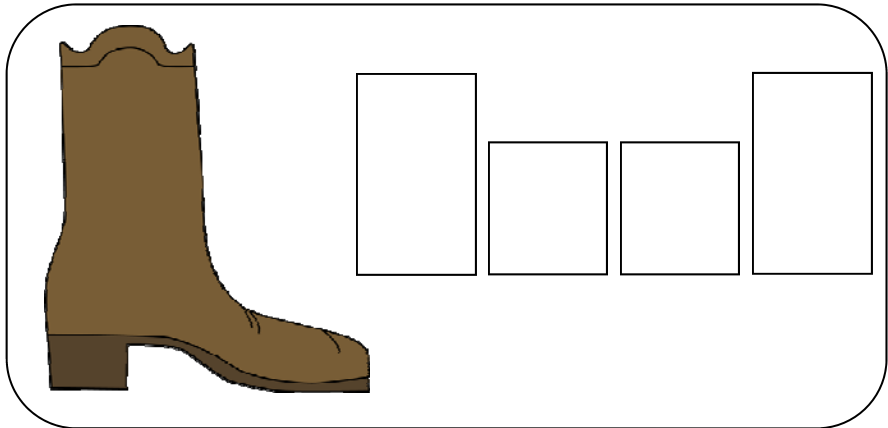


horse





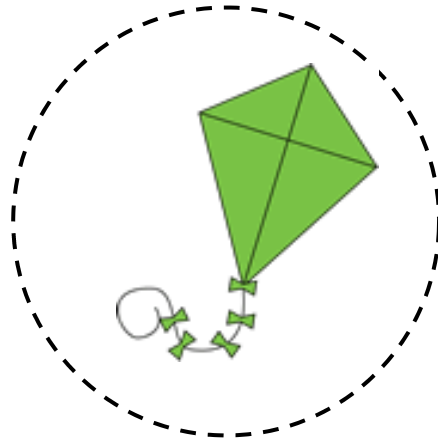



h o r s

e



brown or green

Children sort the brown/green items on the mats.



Brown

Brown

Green

Green



Copyright © 2013-2016 Pam Ball Unlimited

THANK-YOU FOR DOWNLOADING THIS MONTHLY PACK!!! YOU MAY NOT:

Terms of Use: Files purchased from Pam Ball Unlimited, downloaded from PBU Membership, Child Care Express membership, Lil' Explorers whether purchased or downloaded free are for personal, non-commercial use ONLY.

YOU MAY:

- ♦ Print and use with your own children.
- ♦ Print and use in a classroom or child care setting.
- ♦ Store files on your own hard drive or burn to your own CD-ROM for backup purposes.

- ♦ Share this file with anyone else in any way without permission from Pam.
- ♦ Share this printed file with others without permission from Pam.
- ♦ Store this file on file sharing websites such as GIGATRIBE, 4SHARED, etc.

Like This File?



Join My Facebook Group



Follow Me On



Search Pam Ball Unlimited



TEACHERS pay TEACHERS
an open marketplace for educators