



## color picture match

**Directions:** Print the color picture match cut them apart on the dotted lines. Laminate and encourage the children to match the correct picture card to the color and picture to the correct card. Finally encourage them to color the images in the last box. Laminate the cards and use dry erase markers or crayons.



**Terms of Use:** Files purchased from Pam Ball Unlimited, downloaded from PBU Membership, Child Care Express membership, Lil' Explorers whether purchased or downloaded free are for personal, non-commercial use ONLY.

### YOU MAY:



- Print and use with your own children.
- Print and use in a classroom or child care setting.
- Store files on your own hard drive.

### YOU MAY NOT:



- Share this file with anyone else in any way without permission from Pam.
- Share this printed file with others without permission from Pam.
- Store this file on file sharing websites such as GIGATRIBE, 4SHARED, etc.



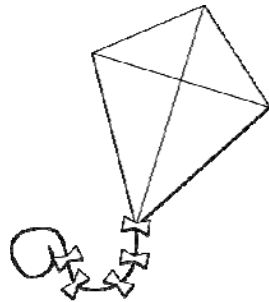

red





orange



yellow






green





blue



purple



black



brown

